

Operation and Maintenance Manual

MobileAir



Congratulations!

You are moments away from fresher, cleaner inside car air. Your new AllerAir car unit will remove airborne chemicals, fumes, odors and other contaminants. Attach the air purifier under the seat, in the trunk or in your preferred spot with hook and loop straps. We recommend proper maintenance of your unit to keep it running efficiently for years to come.

Note:

As original packaging is required for warranty returns, new AllerAir owners are advised to keep boxes and shipping materials.

Model No. _____

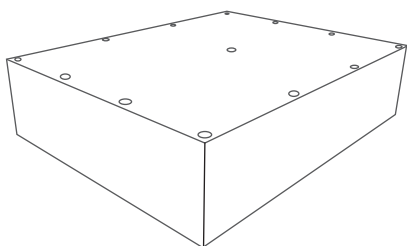
Serial No. _____

GETTING STARTED

- Keep packaging in case of warranty returns
- Wipe the unit with a soft damp cloth to remove any dust which may have accumulated during shipping
- Attach the unit with hook and loop straps and plug it into the car's lighter outlet

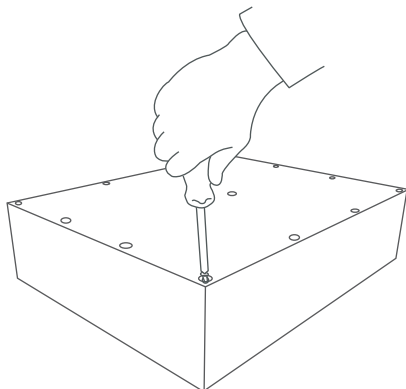
REPLACING SUPER-HEPA and/or CARBON FILTERS

Depending on usage, life expectancy will exceed by far any other competitor's filtration system (expected to last 5 years).



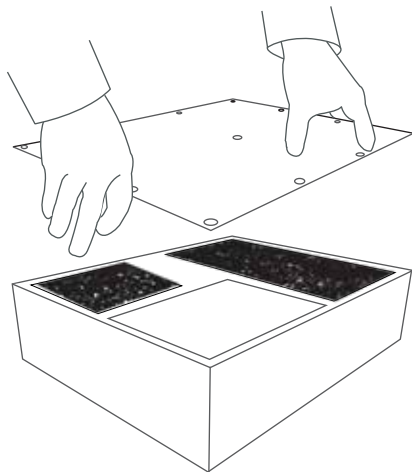
STEP 1

Turn the unit off, unplug it, and gently lay it with the side with the screws facing up.




STEP 2

Using a #2 Philips screwdriver, remove the 13 screws that hold the face plate onto the unit.



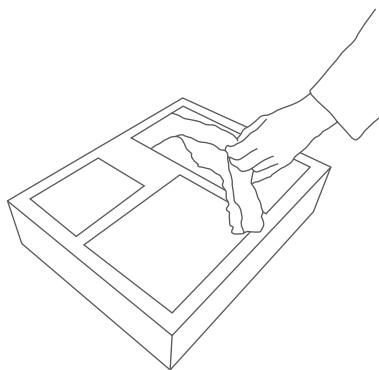
STEP 3

Remove the face plate by gently lifting it.

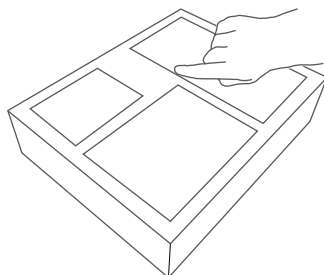


STEP 4

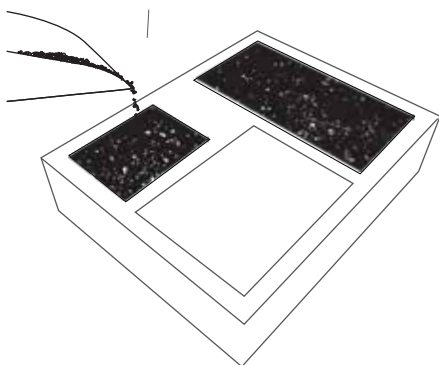
Discard all of the old carbon from both compartments while holding onto the silver plate. Pour it into a garbage bag of adequate size and tie the bag shut.

**STEP 5**

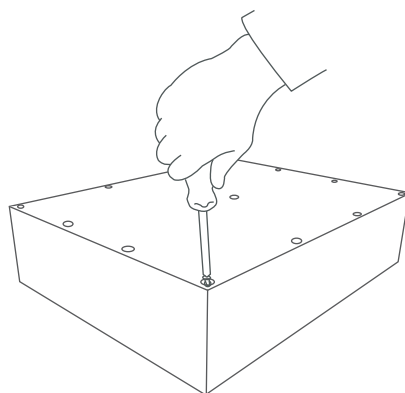
Remove the old Super-HEPA strips from both compartments (total of 4 strips).

**STEP 6**

Remove the protective backing from the adhesive side and place the new Super-HEPA strips in position.

**STEP 7**

Refill both compartments to overflowing with the supplied activated carbon. Use the face plate to press down and tightly compact the carbon. Sprinkle more carbon as needed and compact again until full.

**STEP 8**

Replace the 13 screws. Put the unit back in place. It is now ready to use.

REPLACEMENT KIT ORDER REFERENCE NUMBERS*

To order a Super-HEPA and carbon replacement kit, call AllerAir toll-free at 1-888-852-8247 during regular business hours (EST), or send an e-mail to info@allerair.com

Model	Replacement Kit	Part No.	Notes
MobileAir Exec	Super-HEPA & Carbon Kit	CUCF0005	4 Super-HEPA strips & 2 lbs. of carbon
MobileAir Vocab	Super-HEPA & Carbon Kit	CUCF0004	4 Super-HEPA strips & 2 lbs. of carbon

*Please use the above part numbers when ordering your replacement parts.

ONE YEAR LIMITED WARRANTY

Your AllerAir unit comes with a 1-year limited warranty on parts. This warranty provides for the repair of any defective components and labor for 1 year from the date of delivery. This product is not covered against damage resulting from misuse. This warranty does not cover damage, fault or failure due to alteration or repairs made by anyone other than AllerAir or the use of supplies and accessories other than those manufactured by AllerAir. This warranty is provided to the original purchaser and may not be transferred. A return authorization number is required for warranty repairs. Please contact AllerAir at 1-888-852-8247 for more information.

THE ALLERAIR AIR FILTRATION SYSTEM

ACTIVATED CARBON

Your AllerAir air purifier contains activated carbon that permanently traps dangerous airborne chemicals, gases and odors. This vital filter should be changed approximately every two to three years, depending on the environment in which the unit is operating.

SUPER-HEPA*

HEPA filters are widely recommended by allergists, doctors and indoor air quality experts for home and office use. The robust and flexible Super-HEPA in AllerAir units traps 99.9% of fine particles at 0.1 microns in size, including dust, hair, pollen and even some bacteria and viruses. Depending on the particle level in the environment in which the unit is used, your HEPA filter should be replaced every three to five years.

THE ALLERAIR ADVANTAGE

- Our units offer complete air filtration removing airborne chemicals, gases, odors and particles.
- Our deep bed, activated carbon filters last longer than the average thin filter which is generally carbon sprayed onto a synthetic material.
- Our units do not use dangerous ozone technology
- Our units are manufactured to clean your air and therefore are not made with a plastic housing, or other materials which may off-gas chemicals.

IMPORTANT SAFETY INSTRUCTIONS

- Read all instructions before operating the air purifier.
- Never use the air purifier unless it is fully assembled.
- Do not block air outlets or intakes.
- Your unit's electrical blower works on 12V DC, provided by the car's electrical system. Only use the provided power cord to respect polarity.
- Do not expose the car unit to rain, or use near water or other damp locations.
- Your unit's electrical system is protected by a 0.75 Amp fuse.
- Do not use product if it has been dropped or damaged in any way.

